



XCS  
*Excess*



## SEEK *Sensations*

At Excess, **breaking new ground** isn't revolutionary. It's simply what we do. Unique cruising catamarans with a **dynamic design and our disruptive attitude** set us apart.

This is how we offer **the thrill of sailing without sacrificing comfort**. Thereby, we are your gateway for exciting activities on, in, and around the sea.

Created for sailors looking for their next adventure.

# Excess 13



## DESIGNED FOR *Sailing,* CRAFTED FOR *Living*

The Excess 13 is the fruit of a long reflection on the **pleasure of sailing**, the **pleasure of living aboard**, and the **pleasure of enjoying the playground** that extends around the boat.

She's a sleek, dependable and lively sailboat. Ready for ocean passage-making, she is equipped for every way of loving the sea. She is designed to create intense experiences and unique memories. Her spaces have been optimized to facilitate life on board, increase storage space, lighten the structure and enhance sensations under sail. This uncompromising balance reveals a dynamic boat with unique potential, designed for sailors avidly seeking pleasure and freedom and taking on challenges.

# TECHNICAL SPECIFICATIONS



**NAVAL ARCHITECT**  
Marc Lombard Yacht Design



**EXTERIOR DESIGN**  
Excess Catamarans



**INTERIOR DESIGN**  
Piaton Yacht Design



Max. length [incl. options]	<b>15.30 m</b>   50'2"
Overall length [std.]	<b>12.99 m</b>   42'7"
Hull length	<b>12.38 m</b>   40'7"
Beam	<b>7.25 m</b>   23'9"
Mast clearance [std./Pulse Line]	<b>19.05 m</b>   62'6" / <b>20.15 m</b>   66'1"
Draft	<b>1.48m</b>   4'10"
Light displacement [Mlc]*	<b>10,600 kg</b>   23,369 lbs
EC Certification*	<b>A: 8 - B: 12 - C: 16 - D: 20</b>



Square top mainsail	<b>71 m<sup>2</sup></b>   764 sq ft
Overlapping genoa	<b>44 m<sup>2</sup></b>   473 sq ft
Code 0 [option]	<b>62 m<sup>2</sup></b>   667 sq ft
Upwind sail area*	<b>115 m<sup>2</sup></b>   1,237 sq ft

\* Provisional data

## PULSE LINE

The choice for bold sailors seeking sensations

Upwind sail area\* **124 m<sup>2</sup>** | 1,334 sq ft



6 - 12



**2 x 40 HP** |  
2 x 29 Kw



2 x 200 L |  
2 x 53 US gal

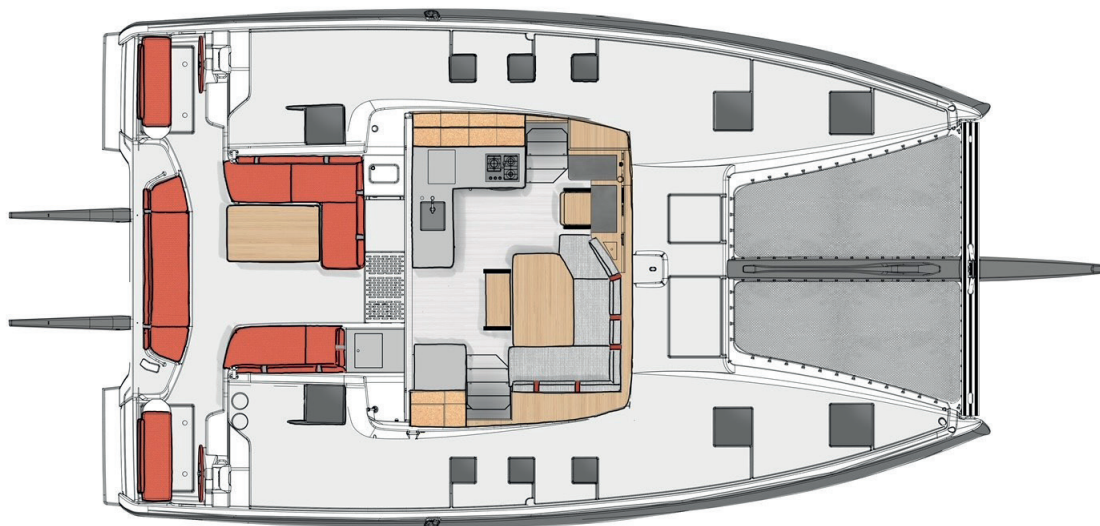


300 L | 79 US gal  
+ 300 L | 79 US gal [opt]

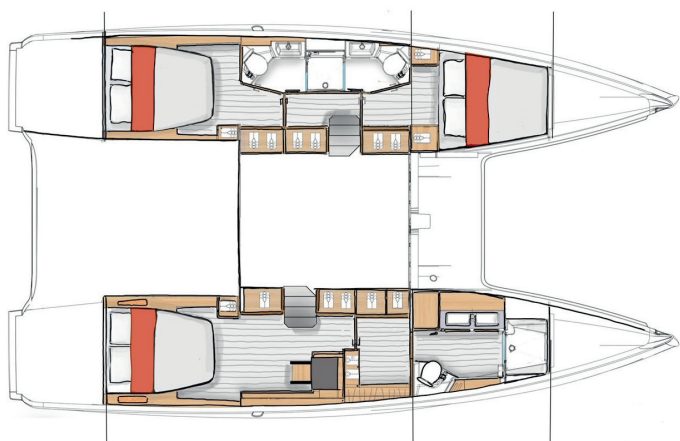


160 L | 42 US gal

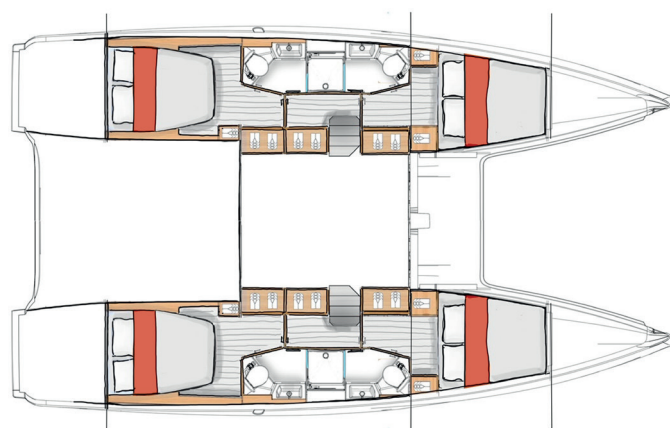
# TECHNICAL SPECIFICATIONS



DECK & COCKPITS



3 CABIN VERSION



4 CABIN VERSION

**CONSTRUCTION**

- Vacuum infused hull
- Polyester and high quality anti-osmotic resin
- Low density Balsa cored sandwich hull
- Grey gelcoat hull [Ral 7004]
- Foam cored infused sandwich deck
- PET foam cored injected sandwich roof
- PET foam cored infused bulkheads with UD reinforcement

**SAILS**

- 1 square-top full-batten mainsail in Dacron® [color: white], horizontal cut
- 1 overlapping genoa in Dacron® [color: white], horizontal cut on furler, with orange UV cover

**RIGGING [STANDING & RUNNING]**

- Deck-stepped anodized aluminium mast
- 2 spreaders sets
- Deck light and steaming light on mast
- Anodized aluminium boom
- Anodized aluminium crossbeam with fixing point for the forestay
- Coated upper and lower shrouds
- Forestay with genoa furler
- Adjustable lazy-jacks
- 2 shroud chainplates and 1 forestay chainplate on transversal beam
- Double braided 2:1 mainsail halyard - Dyneema®/Polypropylene core [polyester cover]
- Double braided genoa halyard - Dyneema®/Polypropylene core [polyester cover]
- Mainsail sheet, pre-stretched - polyester
- 2 mainsail traveller lines, pre-stretched - polyester
- 3 reef lines, - Pentex®/Polyester
- 2 genoa sheets, pre-stretched - polyester
- 2 genoa ring lines - Dyneema®
- 1 genoa furler line, pre-stretched - polyester
- 1 boom uphaul, pre-stretched - polyester

**DECK HARDWARE**

- 2 manual winches size 46.2 STA [starboard]
- Footblocks & clutches for halyards, reefing lines and sheets
- Main sail clew line lashing
- 1 mainsail track with ball-bearing trimmable traveler, leading blocks and clutches
- Blocks & clutches for genoa sheets
- 2 genoa sheet trimmable rings, with 3:1 purchase, leading blocks and clutch
- 1 block, fairleads & clutch on deck for furling genoa maneuver [starboard]

**DECK HARDWARE**

- Composite bowsprit [white] with integrated chain run, bow roller and mooring cleat
- 1000W electrical windlass [10mm chain]
- 8 mooring cleats

**DECK EQUIPMENT**

- 2 flush deck hatches T60 to access bow lockers
- 6 flush deck hatches T10 with vent
- 4 flush deck hatches T44 with vent
- Sliding door - 2 leaves
- 2 escape hatches under the stairs
- 1 GRP deck hatch for access to gas locker under cockpit seat
- 10 stainless steel stanchions - 600mm
- Double stainless steel lifelines
- 4 Stainless steel handrails on coach roof
- Stainless steel handrails on transoms

**HELM STATIONS**

- Main helm station on starboard:
  - Leather covered stainless steel steering wheel with brake [800mm]
  - 2 engine panels
  - Mechanical engine throttles
  - Lines storage
- Secondary helm station on port:
  - Leather covered stainless steel steering wheel [800mm]

**AFT COCKPIT**

- L-shaped bench on port, with drying storage locker
- Exterior access to galley, with en-suite storage
- GRP cockpit table with aluminium legs
- Daybed on starboard with storage locker
- Seat on aft beam with long storage locker

**FORWARD DECK**

- Trampoline with black nylon thread
- Large deck areas for Sun pads
- 2 large GRP hatches for storage and technical access

**TRANSOMS**

- Stainless steel swim ladder [starboard]
- Hot/cold fresh water deck shower [starboard]
- 2 GRP hatches for engine compartment access

- Alpi Honey Teak woodwork [UV varnish]
- Plywork floor: Sand

### SALON

- U-shaped sofa [storage under seats]
- Wooden saloon table
- Direct LED spots lighting
- LED indirect lighting
- Forward facing chart table with control panel, storage, red LED reading light

### GALLEY

Port:

- Laminated countertop [color : Grigio Sasso]
- Large stainless steel sink
- 3-burner gas stove
- Built-in gas oven
- 2 trash bins
- Cutlery drawer
- Various storage (sliding, under sink, etc..)
- Cork-inlaid storage on countertop
- Upper locker with fiddles
- LED indirect lighting
- Under-floor storage

Starboard:

- Alpi Honey teak countertop
- Stainless steel fridge - 130L / 34US Gal - 12V
- Cork-inlaid storage on countertop
- Bottles storage
- Under-floor storage

### OWNER'S SUITE [3C VERSION]

- Independent access directly from saloon
- Sliding door with storage
- Slatted bed with side accesses [2 x 1.60m]
- 2 reading lights with usb socket
- LED indirect lighting
- Bedside tables with cork inlays
- Side storage with 2 level opened shelves & carbon rods
- Large storage underneath mattress with front and top access
- Textile storages
- Forward facing desk with leatherette writing board, drawers, top access storage, reading light with usb socket
- 3 level bookcase with fiddles and carbon rods, LED indirect lighting & large opening porthole
- 1 stool
- 2-door locker & large drawer
- 2 panoramic hull windows with integrated opening porthole
- Shades for panoramic windows and ports
- Blinds and screens for deck hatches
- Full width walk-in dressing, access from the cabin through wooden door
- Long opened hanging wardrobe, upper and lower lockers, 3 level opened shelves with carbon rods, full height mirror
- Opened storage behind dressing entrance door

### OWNER'S HEAD [3C VERSION]

- Forward head compartment with separate shower. Access from the dressing through wooden door
- Long GRP sink with 2 hot/cold water taps
- Upper storage locker with fiddles & mirror, shelves, indirect LED lighting
- Lower storage doors with access to valves
- Wooden countertop to starboard with textile storage
- Separate shower with Plexiglas door, shower tap
- Manual seawater toilet

### FORWARD CABIN[S]

- Slatted bed with front access [2 x 1.95/1.35m]
- 2 reading lights with usb socket
- LED indirect lighting
- Low storage onto hull side
- Large storage underneath mattress with front and top access
- Side storage with 2 level opened shelves & carbon rods
- Opened storage behind cabin entrance door
- Textile storage
- Panoramic hull window with integrated opening porthole
- Shade for panoramic window
- Blind and screen for deck hatch
- Dedicated access to head compartment through wooden door

### AFT CABIN[S]

- Slatted bed with side accesses [2 x 1.60m]
- 2 reading lights with usb socket
- LED indirect lighting
- Bedside tables
- Side storage with 2 level opened shelves & carbon rods
- Large storage underneath mattress with front and top access
- Opened storage behind cabin entrance door
- Textile storage
- Panoramic hull window with integrated opening porthole
- Shade for panoramic window
- Blind and screen for deck hatch

### PORT SIDE HEADS [ALL VERSIONS] AND STARBOARD HEADS [4C-4T VERSION]

- GRP countertop and sink with hot/cold water tap
- Upper storage locker with fiddles & mirror, shelves
- Lower storage doors with access to valves
- LED indirect lighting
- Manual seawater toilet
- Shared shower for the two heads, with opaque Plexiglas doors, black water tank access
- Blind and screen for deck hatches

### ENGINES

- 2 diesel engines Yanmar 4JH40 [40HP] saildrive
- Propeller: 3-blade fixed propellers [18" x 15"]
- Engine compartment air extractor - 12V

### STEERING SYSTEMS

- Textile transmission steering system
- Link tube between the rudders
- 2 Rudders with stainless steel stock
- Emergency tiller

### FUEL SYSTEMS

- Rotomoulded tanks [2 x 200L / 53 US gal]
- Deck fuel fillers on aft beam [starboard and port]
- Fuel shut off valves under berths in aft cabins

### WATER SYSTEMS

- Rotomould fresh water tank [300L / 79 US gal]
- Water pump - 12V
- Water heater - 40L / 10 US gal 230V with heat exchanger
- Shower pumps with automatic drain
- Black water tanks [2 x 80L / 2 x 21 US gal] with sea and deck drains
- 1 manual bilge pump per hull
- 1 automatic bilge pump per hull
- 1 Seanapps® connected bilge sensor per hull

### ELECTRICAL SYSTEM

- 2 alternators 12 V - 125 A
- 2 AGM starting batteries 12V - 50A
- 2 AGM service batteries 12V - 95A
- Service & engine batteries breakers in dedicated lockers in aft cockpit
- Engine batteries coupler - port/starboard
- Charge balancer
- Main DC panel at chart table - 12V
- Seanapps® connectivity - Direct access to batteries tension and GPS positioning via mobile app
- USB socket integrated on main DC panel
- Monitoring tank levels - 2.4' screen
- Exterior lighting LED - 12 V
- Interior lighting LED - 12 V
- Navigation lights LED

### SAFETY

- Liferaft storage under aft beam
- Access to extinguisher nozzle port for engine compartments